



Synergii

Collection

Designer worksurfaces



Synergii

Collection

Introducing our 'designer' worksurfaces range, Synergii brings you the very latest designs with on-trend, innovative surface textures to create worksurfaces that look and feel more realistic than ever.

Presenting you with a stunning choice of 18 post-formed and 8 contemporary square edged surfaces, our Synergii Classic and Trend collections offer all the most popular designs such as high-gloss laminates, elegant marble effects, matt and textured stone effects and super-realistic wood effects. And to top it all, now every Synergii surface is Sanitized® with Wilsonart's built-in antibacterial technology.

Designed for style, manufactured to last...

We've been creating stylish and functional decorative surfaces for kitchens, bathrooms and all around the home for circa 60 years.

As holders of the furniture and kitchen industry's top quality GOLD certification from FIRA, you can be confident your Synergii surface is of a consistently high standard. Made in Shildon in the UK, every laminate worksurface is manufactured to EN Standards and is rigorously, independently tested and evaluated.

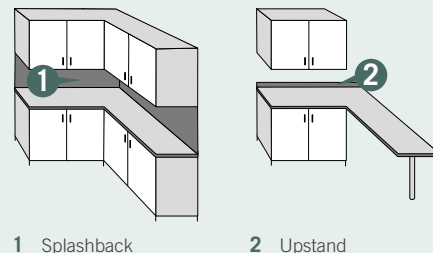


Quality through and through

All Synergii decorative surfaces conform to EN standards, through ISO 9001:2008 business management systems. Our site is a safe, healthy place to work too, conforming to BS EN ISO 18001:2007 through the Occupational Health and Safety system (OHSAS) as well as BS EN ISO 14001:2004 Environmental Management System. We are also supported by the BM TRADA Certification Body - an organisation that provides independent certification, testing, inspection, training and technical services around the world.

Splashbacks & upstands

Highly practical and easy to fit, our Synergii range also includes coordinating splashbacks and upstands that allow you to continue your chosen design from worksurface to wall. The end result speaks for itself - and offers a great cost effective alternative to tiling too.



How are your Synergii worksurfaces made?

All Synergii post-formed worksurfaces are manufactured with under-edge glue seals, while the square edged decors are machine finished with matching laminate to the front edge. Every worksurface in the Synergii range utilises environmentally sourced substrate material, while the High Pressure Laminate surface comes Sanitized® as standard; giving it high tech anti-bacterial properties to keep your surface safer.

The front edge profile of your worksurface can make a big difference to the overall style of your room.


Square edged profiles

Our Trend Collection offers 8 virtually flat-fronted square edged profiles for the most contemporary look. With such realistic wood and stone effect finishes it's easy to forget these are laminate!

6mm profiles


Our Classic Collection offers 18 decor designs in a 6mm edge profile for a slightly softer, rounded look and feel.

Square



- 1 Substrate
- 2 High Pressure Laminate
- 3 Edging; HPL, ABS
- 4 Moisture resistant barrier

6mm post-formed



- 1 Substrate
- 2 High Pressure Laminate
- 3 Post-formed edge
- 4 PUR under-edge water resistant seal
- 5 Moisture resistant barrier

Classic Collection

Beautiful, realistic finishes available in 6mm profile, in a choice of lengths and widths to suit your project.



White MT



Woodstone Blanc GR



Venus GL



Taurus Beige MT



Sablee Wave EM



Indian Granite MT




Woodstone Gris GR



Caldeira RO



Magma RO



Black Velvet EM



Black Pearl ST



Marble Noir GL



Beech MT



Natural Oak EM



Warm Oak MT



Walnut Block MT



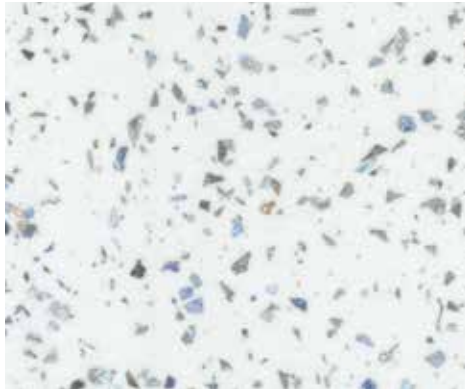
Samari Ash EM



Buster Block EM


Trend Collection

For the latest look, choose one of our square edged designer worksurfaces. Available in 22mm, 38mm and 50mm thicknesses for great design impact and complete flexibility.



Snow Sparkle

GL



Ebony Sparkle

GL



Brazillia

RO



Lima

GR



Pyla Oak

LG



Mountain Oak

EM



Antique Oak

GN



Brasero Oak

EM

Images for illustrative purposes only. Refer to samples for exact colour and design.

Square edged profiles

A great choice if you want to feature curves in your kitchen design or frame your floor or wall cabinets - usually only achieved with solid materials, Synergii Trend designs are a great alternative and much more cost effective. Available in 22mm and 50mm to make a great design impact as well as the standard 38mm for complete flexibility.



Ebony Sparkle

Surface Finishes

The texture of your worksurface can make a big difference. You'll find all of the below in our collections - just look for the letter codes - and don't forget to feel the samples on our display.



Satin



ST

Matt

MT



Extra Matt



EM

Gloss

GL



Granite



GR textured stone

Roche

RO textured stone



Grain

GN textured stone



Legno

LG textured stone

Images for illustrative purposes only. Refer to samples for exact colour and design.

Sanitized®

All of our Synergii range worksurfaces are technologically advanced and super-hygienic. They are treated with Sanitized® antibacterial hygiene function that destroys more than 99% of bacteria in just 24 hours.*

*This does not replace general cleaning or food hygiene. Active biocidal substance: silver ions.



Brazilia



Pyla Oak

Availability

| Decor name | Decor ref & finish | Profile | 4100 x 600 x 38mm | 4100 x 665 x 38mm | 4100 x 900 x 38mm | 3000 x 600 x 38mm | 3000 x 665 x 38mm | 3000 x 900 x 38mm | 3000 95 x 12mm Upstand | 3000 x 600 x 9mm Spl/back | 3000 x 1200 x 9mm Spl/back |
|------------|--------------------|---------|-------------------|-------------------|-------------------|-------------------|-------------------|-------------------|------------------------|---------------------------|----------------------------|
|------------|--------------------|---------|-------------------|-------------------|-------------------|-------------------|-------------------|-------------------|------------------------|---------------------------|----------------------------|

Classic Collection

| | | | | | | | | | | | |
|-----------------|---------|-----|---|---|---|---|---|---|---|---|---|
| White | B068 MT | 6mm | ● | ● | ● | ○ | ○ | ○ | ● | ● | ○ |
| Woodstone Blanc | W171 GR | 6mm | ● | ● | ● | ○ | ○ | ○ | ● | ● | ○ |
| Venus | G070 GL | 6mm | ● | ● | ● | ○ | ○ | ○ | ● | ● | ○ |
| Taurus Beige | 3467 MT | 6mm | ● | ● | ● | ○ | ○ | ○ | ● | ● | ○ |
| Sablee Wave | O084 EM | 6mm | ● | ● | ● | ○ | ○ | ○ | ● | ● | ○ |
| Indian Granite | 3485 MT | 6mm | ● | ● | ● | ○ | ○ | ○ | ● | ● | ○ |
| Woodstone Gris | W172 GR | 6mm | ● | ● | ● | ○ | ○ | ○ | ● | ● | ○ |
| Caldeira | C151 RO | 6mm | ● | ● | ● | ○ | ○ | ○ | ● | ● | ○ |
| Magma | M113 RO | 6mm | ● | ● | ● | ○ | ○ | ○ | ● | ● | ○ |
| Black Velvet | 3492 EM | 6mm | ● | ● | ● | ○ | ○ | ○ | ● | ● | ○ |
| Black Pearl | O752 ST | 6mm | ● | ● | ● | ○ | ○ | ○ | ● | ● | ○ |
| Marble Noir | M080 GL | 6mm | ● | ● | ● | ○ | ○ | ○ | ● | ● | ○ |
| Beech | H027 MT | 6mm | ● | ● | ● | ○ | ○ | ○ | ● | ● | ○ |
| Natural Oak | H027 MT | 6mm | ● | ● | ● | ○ | ○ | ○ | ● | ● | ○ |
| Warm Oak | C003 MT | 6mm | ● | ● | ● | ○ | ○ | ○ | ● | ● | ○ |
| Walnut Block | O316 MT | 6mm | ● | ● | ● | ○ | ○ | ○ | ● | ● | ○ |
| Samari Ash | F018 EM | 6mm | ● | ● | ● | ○ | ○ | ○ | ● | ● | ○ |
| Buster Block | B107 EM | 6mm | ● | ● | ● | ○ | ○ | ○ | ● | ● | ○ |

Trend Collection All Trend decors also available in 22mm and 50mm thickness in all standard sizes

| | | | | | | | | | | | |
|---------------|---------|----|--|--|--|---|---|---|---|---|---|
| Snow Sparkle | S030 GL | Sq | | | | ● | ● | ● | | ● | ○ |
| Ebony Sparkle | S033 GL | Sq | | | | ● | ● | ● | ● | ● | ○ |
| Brazillia | B041 RO | Sq | | | | ● | ● | ● | ● | ● | ○ |
| Lima | L032 GR | Sq | | | | ● | ● | ● | ● | ● | ○ |
| Pyla Oak | C148 LG | Sq | | | | ● | ● | ● | ● | ● | ○ |
| Mountain Oak | C149 EM | Sq | | | | ● | ● | ● | ● | ● | ○ |
| Antique Oak | C126 GN | Sq | | | | ● | ● | ● | ● | ● | ○ |
| Brasero Oak | C150 EM | Sq | | | | ● | ● | ● | ● | ● | ○ |

KEY TO FINISHES:

ST - Satin MT - Matt EM - Extra Matt GR - Granite
 RO - Roche GN - Grain LG - Legno GL - Gloss

● Standard Sizes
 ○ To Order Sizes

Cleaning

| General household products | Damp cloth | Warm water & detergent | Non-abrasive cleaner | White spirit | Nail polish remover |
|---|------------|------------------------|----------------------|--------------|---------------------|
| Soap residue | ✓ | ✓ | ✓ | | |
| Shoe polish | | | | ✓ | |
| Biro or pen | | ✓ | ✓ | | |
| Wax crayon | | | | ✓ | |
| Bleach | ✓ | ✓ | ✓ | | |
| Lipstick | | ✓ | ✓ | | |
| Nail varnish | | | | | ✓ |
| Dyes - washable | | ✓ | ✓ | | |
| Dyes - permanent | | | | ✓ | ✓ |
| Coffee, tea, fruit juice, red wine, vinegar, lemon juice, vegetable oil, beetroot & curry | ✓ | ✓ | ✓ | | |
| Nicotine | | ✓ | ✓ | | |
| Paint - water based | | ✓ | ✓ | | |
| Paint - solvent based | | | | ✓ | |
| Blood | | ✓ | ✓ | | |

Looking after your Synergii worksurface

Take good care of your Synergii worksurface and it will stay like new for years to come.



Scratches

Always use a chopping board when preparing food - never cut directly on your Synergii surface. Sliding objects such as crockery or utensils across the surface may cause fine scratches. If you feel you need a super-hardwearing laminate, ask about our Wilsonart Aeon™ range.



Extreme Heat

Extreme heat can cause your Synergii worksurface to crack or blister so we recommend to always use a worksurface protector - never place hot pans, dishes or objects from the oven directly onto the surface. Take care also with hot irons and cigarettes.



Impact

Your Synergii worksurface is designed to be impact resistant and has been tested to EN 438 Part 2; however take care as any falling objects with sharp edges may cause surface damage.



Your Synergii Supplier

Lambton Street Industrial Estate, Shildon, County
Durham, DL4 1PX, United Kingdom
Tel: +44 (0)1388 774661 Web: www.wilsonart.co.uk

 **Wilsonart**